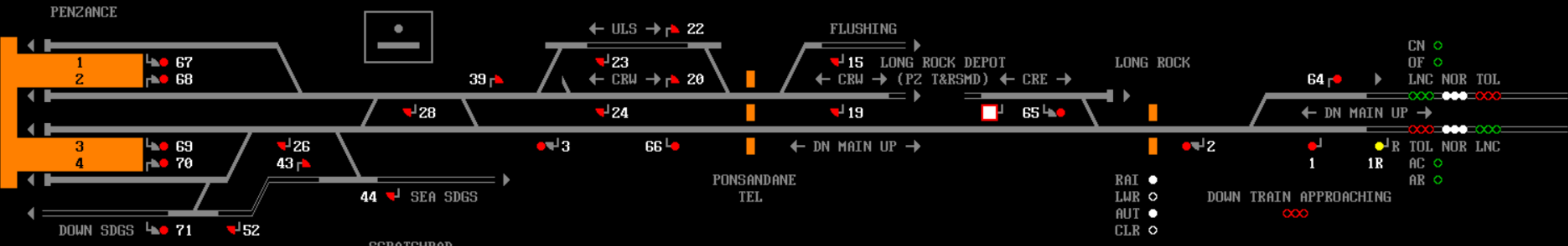












ON DUTY   
 SGN  PTN  TCN 

ULS = UP LOOP SIDING (SLOPERS)  
 CRW = CARRIAGE RECEPTION WEST  
 CRE = CARRIAGE RECEPTION EAST



CN   
 OF   
 LNC NOR TOL   
 TOL NOR LNC   
 AC   
 AR   
 RAI   
 LWR   
 AUT   
 CLR 

LENGTHS  
 PLATFORM 1 = 300M  
 PLATFORM 2 = 320M  
 PLATFORM 3 = 250M  
 PLATFORM 4 = 230M  
 UP LOOP SDG = 440M  
 CRW (P220-24) = 420M  
 LINK (P243-52) = 65M

